

## Tailift's Commitment & Vision

- To be a strong partner
- Provide the toughest trucks for even the most challenging applications
- Environmentally friendly with less emissions and the lowest fuel consumption
- To extend customer service worldwide to satisfy all customer need

**1.5-3.0ton**  
ELECTRIC FORKLIFT TRUCKS



## Tailift Group

### GROUP HEAD OFFICE :

No. 269, Sec 1, Shein Lin Rd., Taichung, Taiwan. (R.O.C.) TEL:+886-4-25666100 FAX:+886-4-25671670  
Website:<http://www.tailift.com> E-mail:[insales@tailift.com.tw](mailto:insales@tailift.com.tw)

### Tailift MAIN OFFICE I :

No.170,Cheng Kung 3rd.,NanKang,Nantou 540,Taiwan(R.O.C) TEL:0886-49-2254300 FAX:886-49-2254302

### Tailift MAIN OFFICE II :

No.5,Zihli 1st Rd., NanKang,Nantou 540,Taiwan(R.O.C) TEL:0886-49-2263800 FAX:886-49-2258979

**Tailift**

DOC. S/N: DEB030 Edition:02

1.5-3.0 ton Tailift Electric Forklift Trucks



# Easy Operation



### Adjustable Steer Column

Steer column can be adjusted easily to satisfy operator's needs. It increases serviceability and reduces tired feeling of the operator.



### Fully hydrostatic steering system

There is no any mechanical connection in between steer wheel and steer column. With hydraulic feature, the turning force is small and with a quick response. It reduces tired feeling of the operator.




### o Mini lever (optional)

The lifting and tilting function integrated in the mini lever enables a quick direction and operation. This guarantees fast maneuverable operation.

### e Joystick (optional)

The forward/reverse lever offer easy accessible fingertip control. It is easy to reach and also for fast and easy directional changes. Using the electric solenoid to control F/R is also improved flexibility of operation.



### Hydraulic control lever

Ergonomic design of the hydraulic control valve, it operates easy, comfort and reducing tired feeling.

# for Comfortable

Lift Your Life.



*Comfortable*



## Suspension seat (optional)

Suspension chair is with comfort, stable and easy-to-ride features. Reducing harmfulness to the human body, it features with weight adjustment, incline adjustment and easy-to-move functions, and also to ensure operator in the best driving position.



## 1 Easy entry and exit

Free entry and exit step and handles offer operator a best and convenient way to get on and off the driving room.



## 2 Comfort driving space

Flat and wide floor and enough headspace will obtain operator with comfort operation while driving.



## 3 Wide front vision

Making wider distance for mast, it extends visual ability while operating the mast upward and downward.



## 4 Cup base

Built-in cup case is easy for operator to access drinks.



for **Safety**

Fit All Your Needs.

**Rear Combination Lighting equipments**

Built-in lighting equipment on the rear beam enhances the visibility and avoids getting damage.



**Wet Disc Brake**

Disc brake has great friction coefficient. It increased lift cycle and thermic diffusion and performance for the braking system.

**Transmission**

- Using PMP transmission
- Low Noise
- Great Reliability
- Wet Brake system
- High Safety

**Dual rear wheels**

Dual rear wheels are standard on all FBT series forklift trucks. Providing superior safety and stability while lifting and turning.



**Mast Lock System (optional)**

The mast lock system automatically locks all lifting and tilting functions when the operator leaves the seat. It is to prevent operator from using the hydraulic functions and drive forklift truck when operator is not seat in proper position.

**Hydraulic lift cylinder safety check valve**

When the forks with loading are getting close to the ground, the system will automatically reduce speed to prevent goods hit the ground and damage goods.



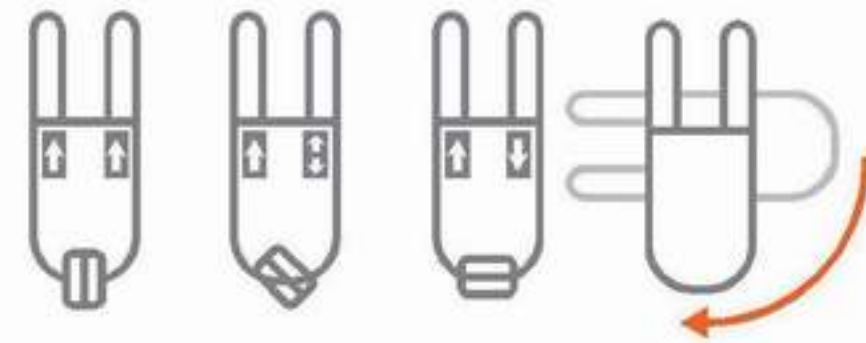
# for High Efficiency

Lift Your Life.



## Battery box

Battery installed on the lowest position of chassis that enhances driving stability.



## Front dual drive motor system

Left and right wheels are with separate motors. Front wheels will automatically reverse in different way while the rear wheel is turning to a certain angle. It offers smooth and safe turning in a small radius.



Operator can choose and set up an operating mode for three different choice such as **economic**, **standard** and **high**.

## Multiple function of wise and compact display

Monitor displays driving speed, electricity, operate timing, operate information, automatic detecting mistake.



## Hydraulic pump motor

AC hydraulic pump motor, can be adjust to low speed of output and provide sufficient power for turning and hydraulic functions.



## Hydraulic control valve switch

Having 4 sensors system connected with the switch of control valves to control motor turning speed.


## AC SYSTEM

(AVAILABLE MODEL FB15, FB18,FB20,FB25,FB30,FBT15,FBT18)

Comparing with DC motors, the AC motors provide operator with more smooth, sensitive and quicker response of operation. No more maintenance for AC motors, which can extend the service life of the motors.

## AC Controller (intelligent, torque control)

The forward/backward system and regenerates brakes are feature without contact device. The controller features with sensitive responding, low maintenance and noise, remarkable speed control and clever torque control.



## Main functions of Controller

1. Protection against battery polarity
2. Anti-roll back, with adjustable ramp stop time
3. Regenerative braking
4. Electrically assisted braking
5. Management of static return toff function(SRO)
6. Drive speed acceleration/deceleration
7. Over temperature protection for inverters and motors
8. Full protection against shore or open circuits

## SPECIFICATION

Model			FB15	FB18	FB 20	FB 25	FB 30	FBT 15	FBT 18
System			AC	AC	AC	AC	AC	AC	AC
Capacity	Rated load	kg	1500	1750	2000	2500	3000	1500	1750
Load Center	Distance	mm	500	500	500	500	500	500	500
Power Type	Electric (Battery)		Electric	Electric	Electric	Electric	Electric	Electric	Electric
Dimensions	Lift height	mm	3000	3000	3000	3000	3000	3000	3000
	Overall length without forks	mm	2095	2095	2330	2330	2450	1940	1960
	Overall Width	mm	1115	1115	1200	1200	1260	1078	1078
	Min. height with closed mast	mm	1985	1985	1985	1985	1985	1985	1985
	Min. height with raised mast	mm	4220	4220	4220	4220	4220	4220	4220
	Height of head guard	mm	2040	2040	2150	2150	2150	2070	2070
	Height of the seat	mm	1030	1030	1150	1150	1150	1015	1015
Wheels	Number: Front/Rear		2X/2	2X/2	2X/2	2X/2	2X/2	2X/2	2X/2
	Size : Front		21x8x9-14PR	21x8x9-14PR	23x9-10	23x9-10	23x9-10	18x7-8	18x7-8
	Size : Rear		5.0-8-8P.R.	5.0-8-8P.R.	18x7-8	18x7-8	18x7-8	15x4 1/2-8	15x4 1/2-8
Battery	Battery voltage	v	48	48	48	48	80	48	48
	Min. capacity	AH/5HR	460	460	700	700	560	505	505
	Max. capacity		600	600	750	750	600	600	600
	Battery box size	mm	L975xW465xH715	L1028xW530xH790	L1028xW530xH790	L1028xW530xH790	L1126xW610xH800	L1000xW525xH620	L1000xW525xH620
Motors	Pump motor	kw	15	15	15	15	22	15	15
	Drive motor	kw	8	8	8	8	9	6.5x2	6.5x2