


Opgaver til




og

Lighedannethed

i


3. klasse





Udarbejdet af:
Cathrine Gretoft
Cecilie Handberg
Bettina Skou

Frederiksberg Seminarium

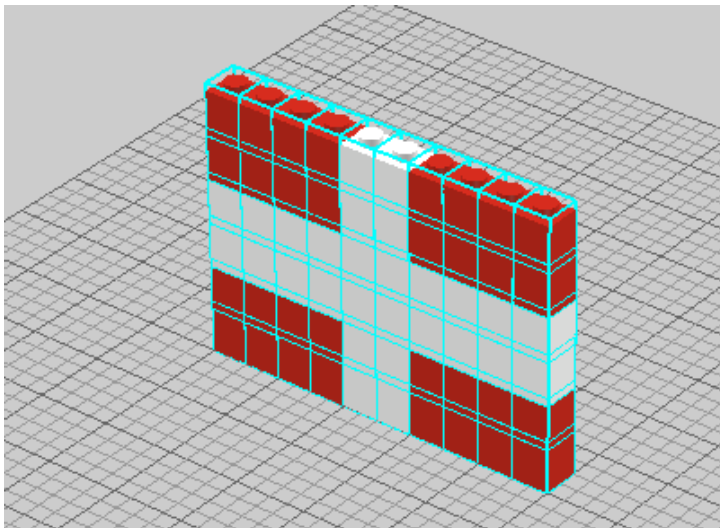
Opgave 1 – Dannebrog




Tegn flaget dobbelt så stort og halvt så stort



Byg de tre flag i LEGO Designer





Drej det oprindelige flag så det kommer til at stå på højkant



Udfyld skemaet


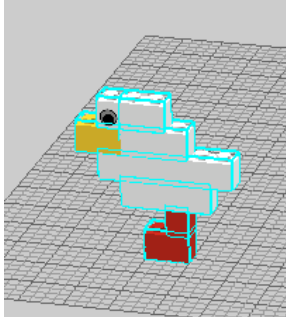
	Omkreds	Areal
Det første flag	32 klodser	60 klodser
Det flag der er dobbelt så stort		
Det flag der er halvt så stort		
Det flag der er drejet		






Opgave 2 - Buster i LEGO


Det her er Buster. Han er bygget i LEGO.




Byg Buster i LEGO Designer




Bobo er dobbelt så stor som Buster. Byg Bobo i LEGO




Bibi har den samme højde som Buster, men er dobbelt så bred. Byg Bibi i LEGO




Bambi er et spejlbillede af Buster. Byg Bambi i LEGO



Hvem ligner Buster mest?



Opgave 3 – Byg selv



Byg 4 ligedannede figurer. Du bestemmer selv formen.